



Expert
Learner

How to use Seneca



- 1) Sign in to Seneca by going to the website (<https://senecalearning.com/en-GB/>) or download the app.
- 2) Select 'Login' and then 'Continue with Google'.
- 3) Login using your school email address and password
- 4) You can view Courses that your subject teacher has set for you by clicking your 'courses' tab.
- 5) You can view Assignments that your subject teacher has set for you by clicking the 'classes and assignments' tab. Click on to the assignment you need to complete and select 'start learning'.

SENeca

Join class Login

Learn 2x faster for free with Seneca

Join 4,500,000 students using Seneca as the funnest way to learn at KS2, KS3, GCSE & A Level. And it's free!

Students, use for free

Teachers, use for free

Parents, use for free

Login

Welcome back

Continue with Google

Continue with Microsoft

OR

Email

Password

Forgot your password?

Login with email

Don't have an account? [Sign up](#)



Expert
Learner

How to use Seneca



Here is the assignments tab to see work your teacher has set you



Home Courses Assignments Classes  Get premium Joanne ▾

Your courses Add courses

 Search your courses...



Here is the courses tab. Here you will be able to see subjects that your teachers have signed you up to. This will help you complete independent learning if you'd like to recap what you have learnt or would like to know more about a topic.

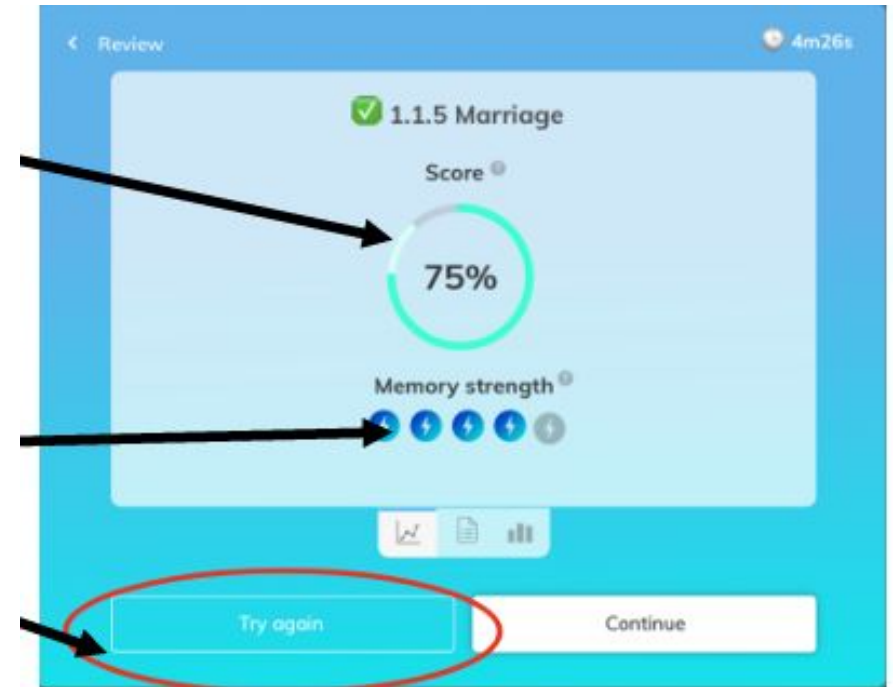


Expert
Learner



How to use Seneca

- When you study a topic the “score” tells you how you just did. To get a score of 100% you need to answer all the questions in a topic correctly. This is the score that teachers see.
- Memory strength is a feature that allows Seneca to teach you better.
- To boost it, you need to repeat the topic. Repeating the topic will help you store it in your long term memory so you won't forget it during your tests or exams in the future.



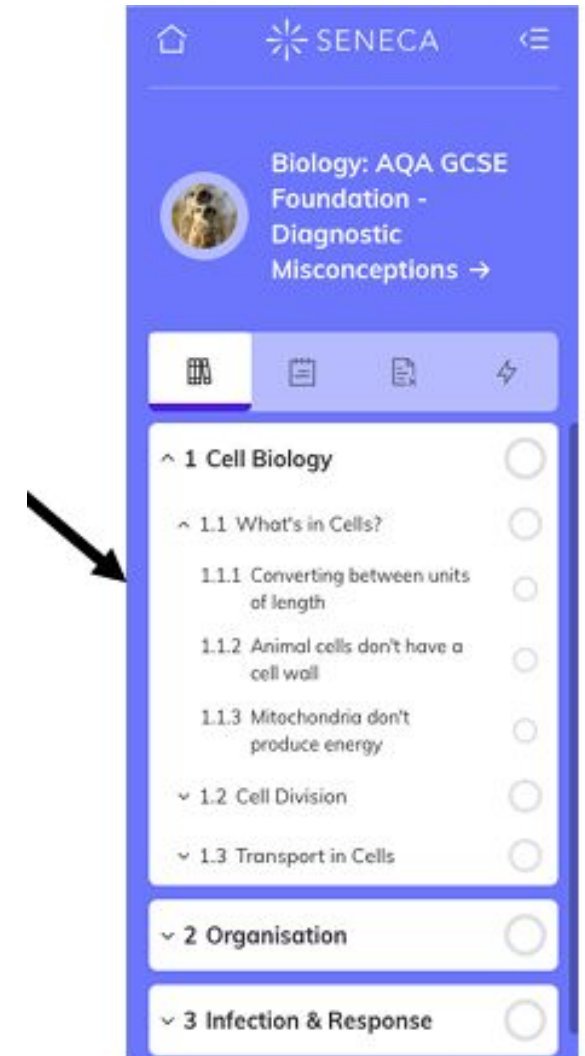


Expert
Learner

How to use Seneca



- If you want to repeat a topic to help embed the knowledge into your long term memory, Seneca will change what you see depending on how well you did last time.
- To redo a topic, go to the course and select the section you want from the left hand side.
- You should then select 'adaptive' to start a new learning session and Seneca will adapt it to what you already know to maximise your learning 😊



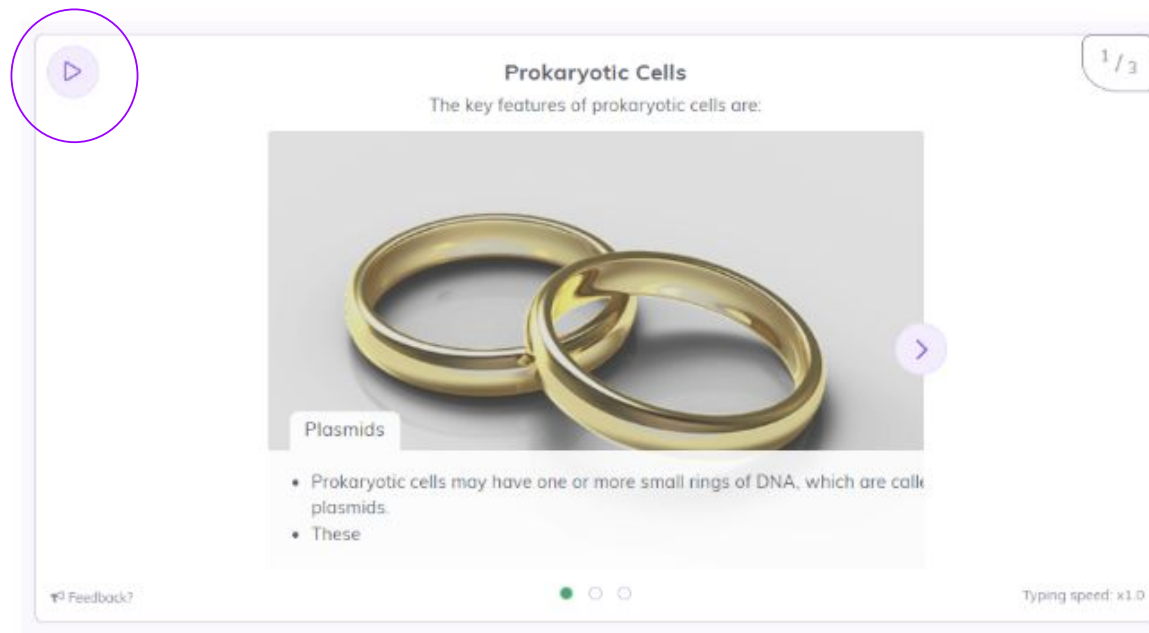


Expert
Learner

Account adaptations for learners with dyslexia




- Students can enable **Dark Mode** in their account settings, this will change the colour of the background whilst using Seneca.
- **Text to speech** can be used within courses, making the content within our platform more accessible by reading it out loud. To see this new feature in action head over to one of your courses and click the play icon to the top left of the content as shown below.



Classroom settings

☒ Sound effects

Theme



Dark mode

Off OS Default On